



26 Meadvale Close, Gloucester, GL2 9AU

Asking Price £175,000

Nestled in the desirable area of Meadvale Close, Longford, this charming mid-terraced house presents an excellent opportunity for first-time buyers or those seeking a cosy retreat. Built between 1980 and 1989, the property boasts a modern fitted kitchen that overlooks a peaceful cul-de-sac, making it an ideal space for culinary enthusiasts.

As you enter, by a tastefully decorated and spacious living room, which is perfect for relaxation or entertaining guests. The room features double glazed patio doors that provide a seamless transition to the garden, allowing for an abundance of natural light and a lovely view of the outdoor space.

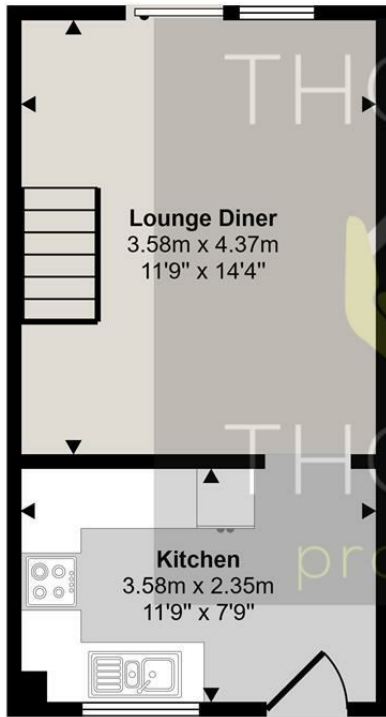
The property comprises one well-proportioned double bedroom, complete with built-in wardrobe that cater to your storage needs, ensuring that the space remains uncluttered and inviting. The bathroom is conveniently located, adding to the practicality of this delightful home.

For those with a vehicle, the block-paved driveway in front of the house offers easy parking, enhancing the convenience of everyday living. With its excellent commuter access, this property is perfectly situated for those who travel for work or leisure.

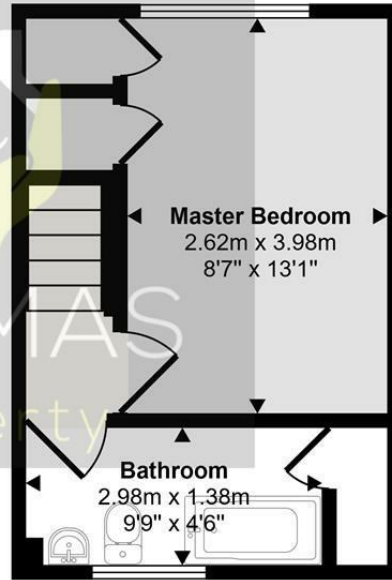
In summary, this smart mid-terraced house in Longford is a wonderful starter home that combines modern living with comfort and accessibility. It is a must-see for anyone looking to establish themselves in a vibrant community.

- Charming mid-terraced tastefully decorated home presented in excellent order
- Modern fitted kitchen that overlooks a peaceful cul-de-sac
- Tastefully decorated and spacious living room, which is perfect for relaxation or entertaining guests
- One well-proportioned double bedroom, complete with built-in wardrobe that cater to your storage needs
- Block-paved driveway in front of the house offers easy parking
- Low maintenance enclosed garden with rear access

Approx Gross Internal Area
45 sq m / 480 sq ft



Ground Floor
Approx 25 sq m / 264 sq ft

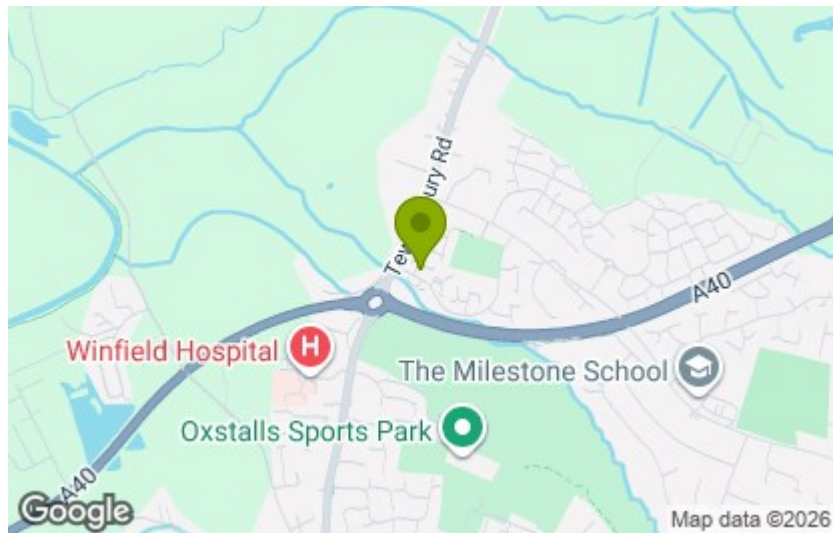


First Floor
Approx 20 sq m / 216 sq ft

This floorplan is only for illustrative purposes and is not to scale. Measurements of rooms, doors, windows, and any items are approximate and no responsibility is taken for any error, omission or mis-statement. Icons of items such as bathroom suites are representations only and may not look like the real items. Made with Made Snappy 360.

| Energy Efficiency Rating | | Current | Potential |
|---|--|-------------------------|-----------|
| Very energy efficient - lower running costs | | | |
| (92 plus) A | | | 90 |
| (81-91) B | | | |
| (69-80) C | | | |
| (55-68) D | | 71 | |
| (39-54) E | | | |
| (21-38) F | | | |
| (1-20) G | | | |
| Not energy efficient - higher running costs | | | |
| England & Wales | | EU Directive 2002/91/EC | |

| Environmental Impact (CO ₂) Rating | | Current | Potential |
|---|--|-------------------------|-----------|
| Very environmentally friendly - lower CO ₂ emissions | | | |
| (92 plus) A | | | |
| (81-91) B | | | |
| (69-80) C | | | |
| (55-68) D | | | |
| (39-54) E | | | |
| (21-38) F | | | |
| (1-20) G | | | |
| Not environmentally friendly - higher CO ₂ emissions | | | |
| England & Wales | | EU Directive 2002/91/EC | |



These particulars, whilst believed to be accurate are set out as a general outline only for guidance and do not constitute any part of an offer or contract. Intending purchasers should not rely on them as statements of representation of fact, but must satisfy themselves by inspection or otherwise as to their accuracy. No person in this firm's employment has the authority to make or give any representation or warranty in respect of the property.