



## 7 Meadowsweet Walk, Gloucester, GL4 0TY

Asking Price £290,000

Nestled in the charming area of Copeland Park, Tuffley, this beautifully presented townhouse on Meadowsweet Walk offers generous and versatile accommodation. Built in 2007, the property boasts modern features and a stylish design, making it an ideal home for families or professionals alike.

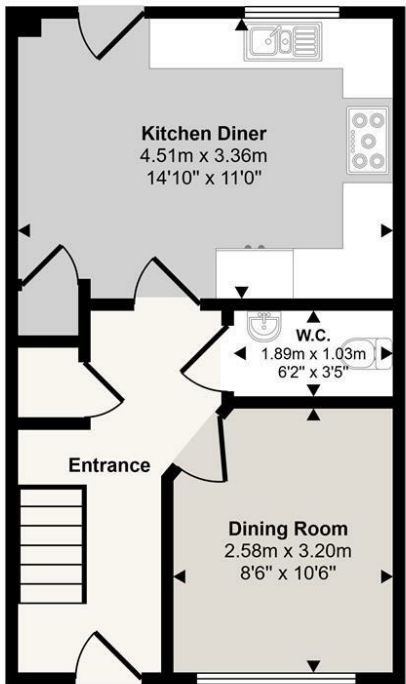
With three generously sized bedrooms, this townhouse provides ample space for relaxation and privacy. Additionally, there is a versatile study/dining room that can be used as a home office or an additional bedroom. One of the property's stand out features is that it overlooks an open green, providing a picturesque view and a sense of tranquility right at your doorstep.

The townhouse also includes a garage, ensuring convenient parking and extra storage space. The surrounding area is well-connected, offering easy access to local amenities, schools, and transport links, making it a practical choice for those seeking both comfort and convenience.

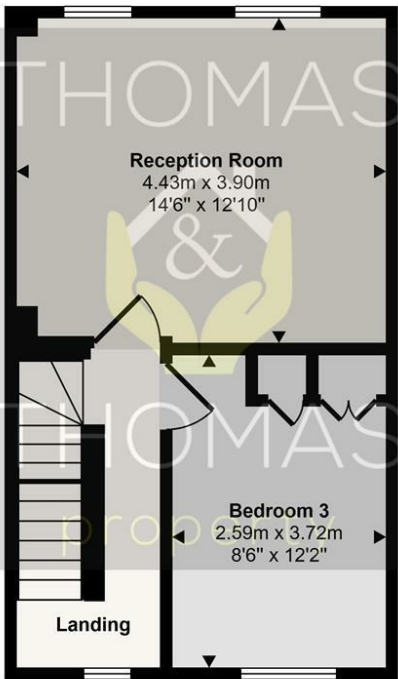
This property is a perfect blend of modern living and serene surroundings, making it a must-see for anyone looking to settle in Tuffley. Don't miss the opportunity to make this lovely townhouse your new home.

- Three/Four Bedrooms
  - Semi Detached
- Overlooking An Open Green
  - Garage
  - Driveway Parking
- Beautifully Presented Throughout

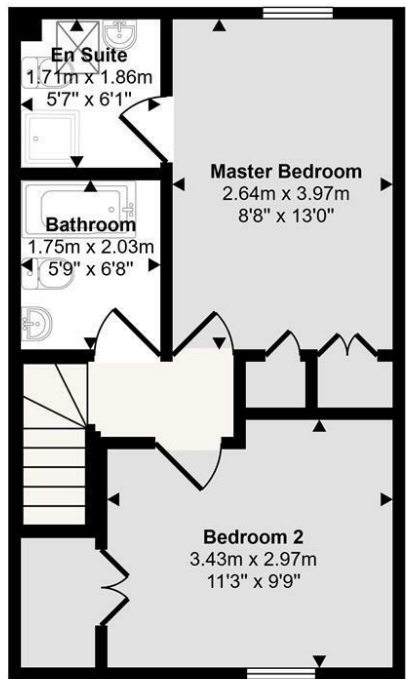
Approx Gross Internal Area  
105 sq m / 1130 sq ft



Ground Floor  
Approx 35 sq m / 380 sq ft



First Floor  
Approx 35 sq m / 373 sq ft

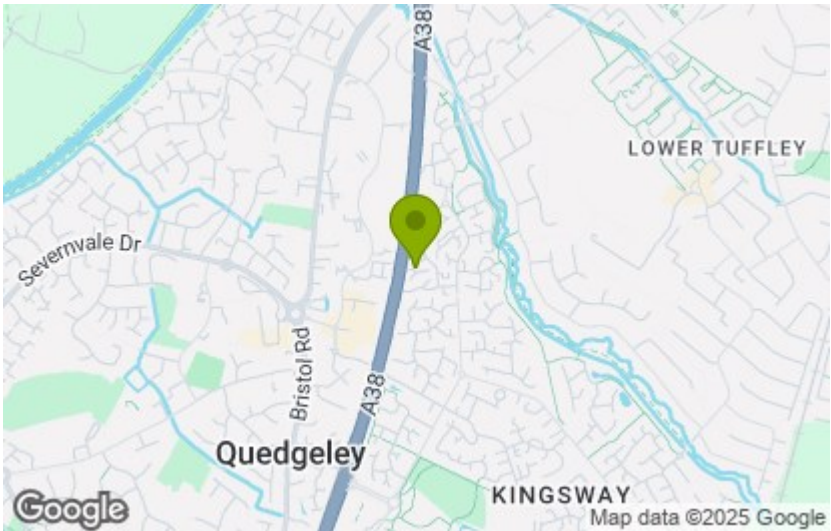


Second Floor  
Approx 35 sq m / 378 sq ft

This floorplan is only for illustrative purposes and is not to scale. Measurements of rooms, doors, windows, and any items are approximate and no responsibility is taken for any error, omission or mis-statement. Icons of items such as bathroom suites are representations only and may not look like the real items. Made with Made Snappy 360.

Energy Efficiency Rating		
	Current	Potential
Very energy efficient - lower running costs		
(92 plus) <b>A</b>		
(81-91) <b>B</b>		
(69-80) <b>C</b>		
(55-68) <b>D</b>		
(39-54) <b>E</b>		
(21-38) <b>F</b>		
(1-20) <b>G</b>		
Not energy efficient - higher running costs		
England & Wales		
EU Directive 2002/91/EC		

Environmental Impact (CO <sub>2</sub> ) Rating		
	Current	Potential
Very environmentally friendly - lower CO <sub>2</sub> emissions		
(92 plus) <b>A</b>		
(81-91) <b>B</b>		
(69-80) <b>C</b>		
(55-68) <b>D</b>		
(39-54) <b>E</b>		
(21-38) <b>F</b>		
(1-20) <b>G</b>		
Not environmentally friendly - higher CO <sub>2</sub> emissions		
England & Wales		
EU Directive 2002/91/EC		



These particulars, whilst believed to be accurate are set out as a general outline only for guidance and do not constitute any part of an offer or contract. Intending purchasers should not rely on them as statements of representation of fact, but must satisfy themselves by inspection or otherwise as to their accuracy. No person in this firms employment has the authority to make or give any representation or warranty in respect of the property.